

# West Los Angeles College


## Noncredit Adult Education Program Quick Facts, 2019-2020

### Administrators:

- Dr. Allison Tom-Miura, Dean of Adult & Continuing Education
- Tim Russell, Chair of College & Career Preparation Division


**ENROLLMENT COUNT**  
**8,549**

**UNDUPLICATED HEADCOUNT**  
**2,690**



# of Awards : 1,198  
# of Courses : 383  
Success Rate: 77%

CASAS Tests (WIOA Federal Requirement): 809\*  
Sites Served: 15



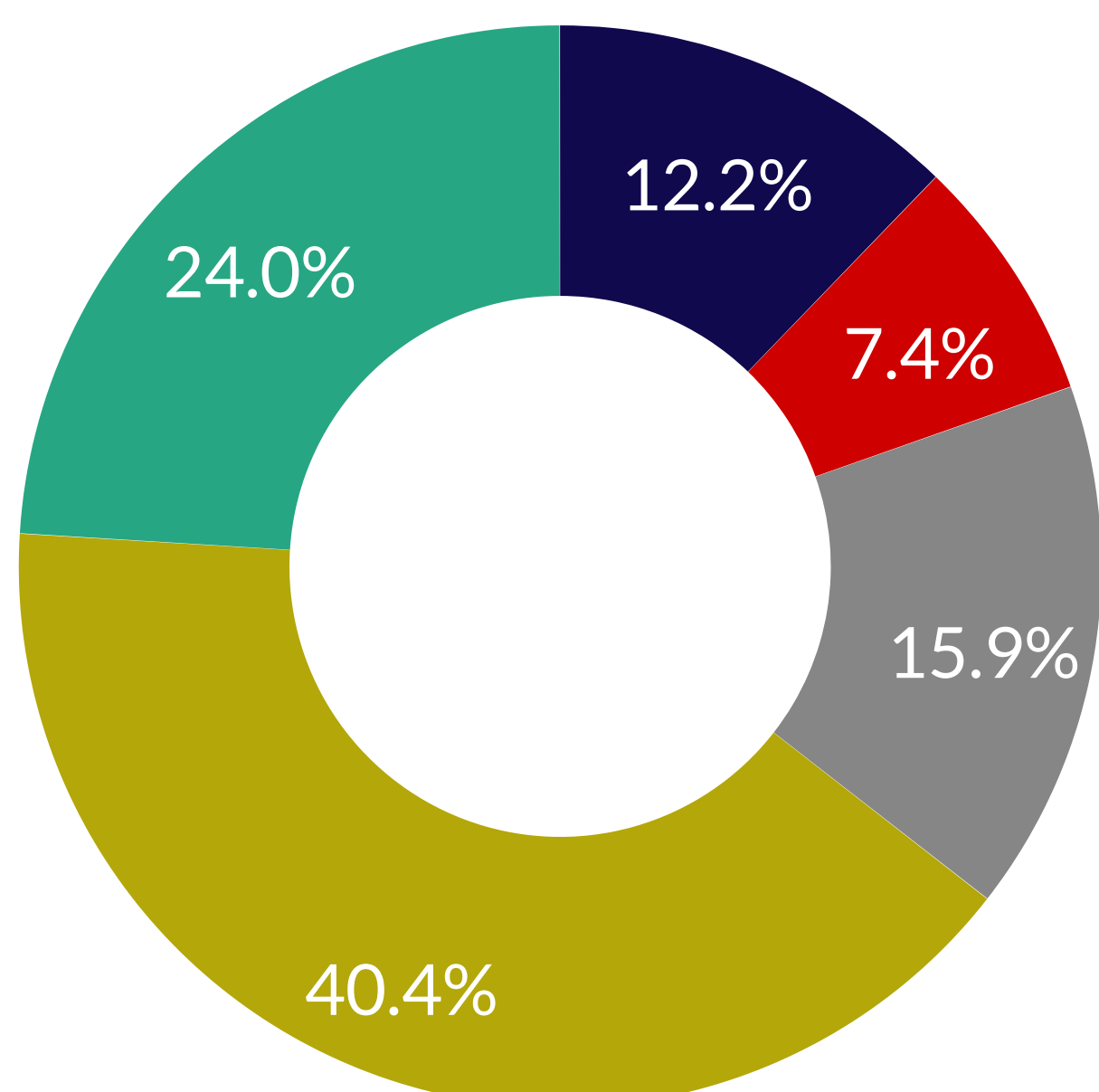

|            |       |
|------------|-------|
| Female     | 59.4% |
| Male       | 40.3% |
| Unreported | 0.4%  |

| Subject      | Enrollments | Headcount | Success Rate |
|--------------|-------------|-----------|--------------|
| Acad Prep    | 439         | 382       | 66%          |
| Basic Skills | 5,920       | 1,966     | 79%          |
| ESL          | 305         | 214       | 25%          |
| Voc Ed       | 1,885       | 758       | 84%          |

The majority of students (40%) were in the 35-44 age range. The second largest group 55+ (24%).

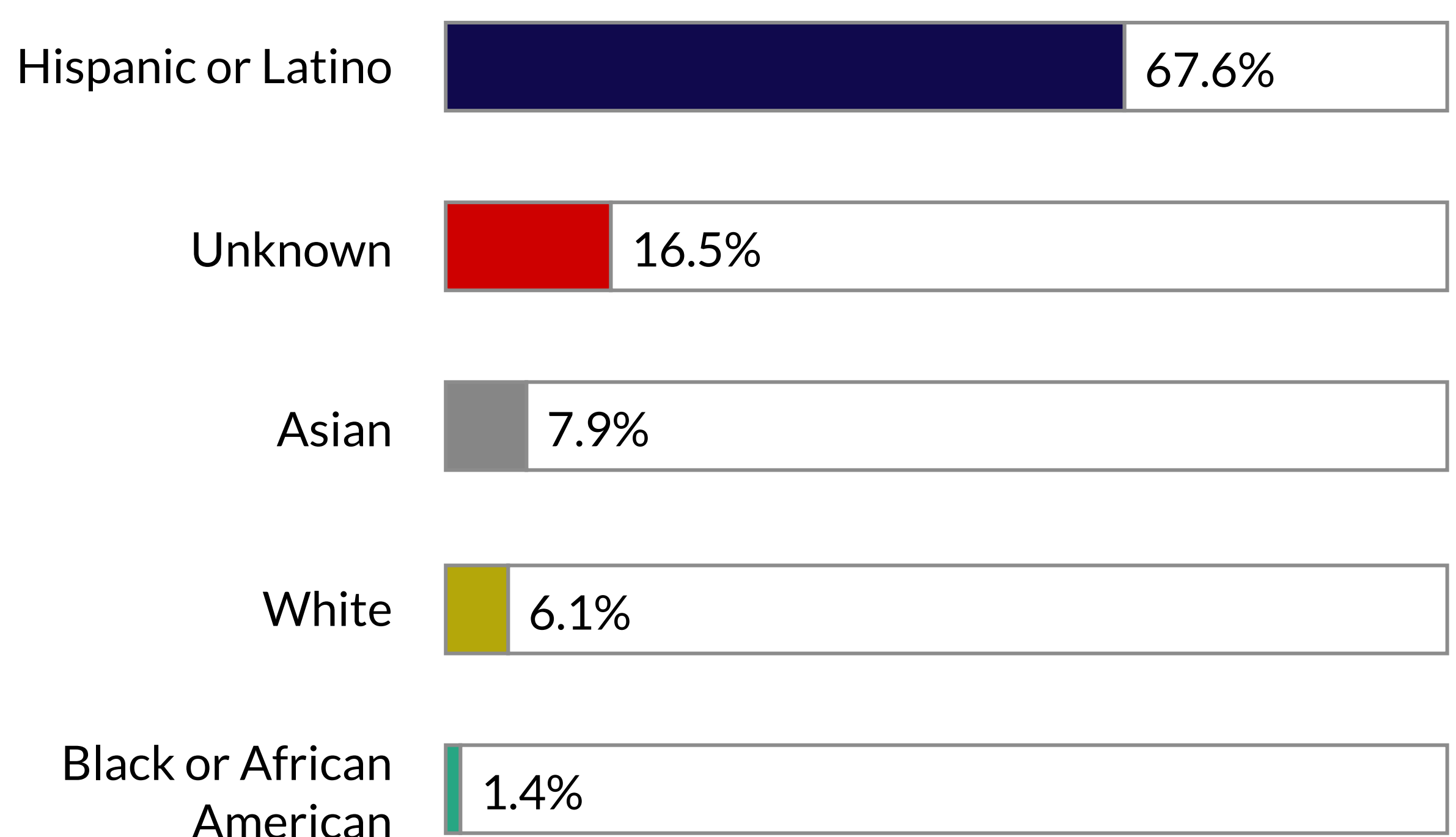
Over 65% of students identify as Hispanic or Latino. Asian and white students make up 14% of the student population.

### AGE



- Under 20 (12.21%)
- 20-24 (7.41%)
- 25-34 (15.92%)
- 35-54 (40.44%)
- 55+ (24.02%)

### ETHNICITY



Note: American Indian/Alaskan Native and Native Hawaiian/Pacific Islander students made up less than 1% of the population served.

\* Indicates unduplicated examinee count, not count of assessments.