



2015 STUDENT SUCCESS SCORECARD RESULTS

OVERVIEW FOR THE LOS ANGELES COMMUNITY COLLEGES

Institutional Effectiveness & Student Success Committee
June 24, 2015

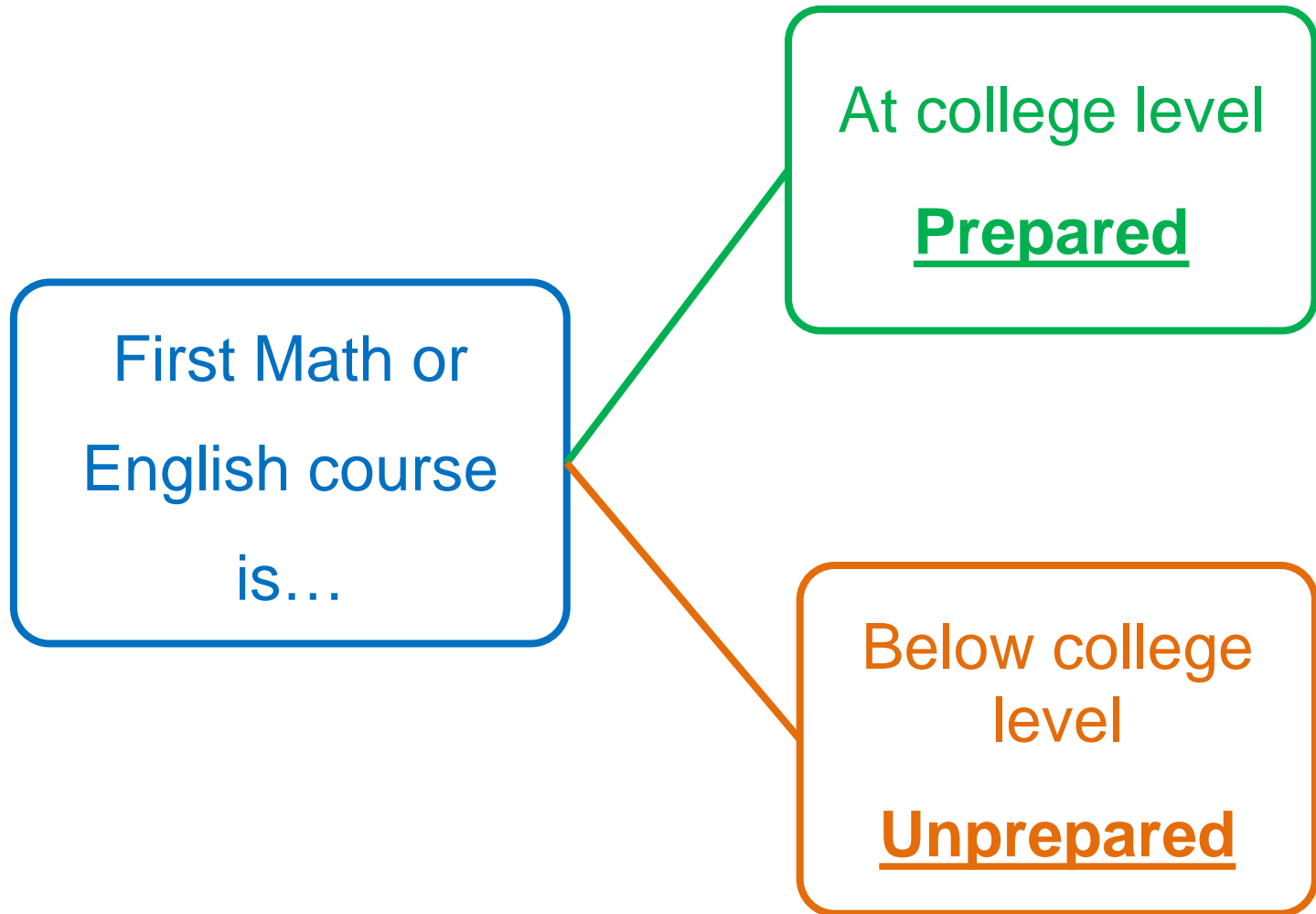
Student Success Scorecard: RECAP

- The Student Success Scorecard is the statewide accountability system
- Board interaction with report is required
- The 2015 Scorecard reports on students who started in 2008-2009 (six years ago)
- Nearly 15,000 LACCD students were reported in the 2015 Scorecard

Scorecard Measures Defined

- **Completion Rate:** New students who earned a degree, certificate, or transfer within six years
- **At Least 30 Units Completion Rate:** New students who earned 30 or more units within six years
- **Persistence Rate:** New students who enrolled for at least three consecutive semesters
- **Remedial Progress Rate (in English, ESL, and Math):** Students whose first course was below college level and who subsequently completed a college level course within six years
- **Career and Technical Education Completion (CTE) Rate:** Occupational students who completed a certificate, degree, or transfer within six years
- **Career Development and College Preparation Completion (CDCP) Rate:** Students who enrolled in non-credit courses providing workforce preparation or basic skills (including ESL) necessary for job-specific technical training who earned a noncredit certificate, credit certificate, degree, or transfer within six years.

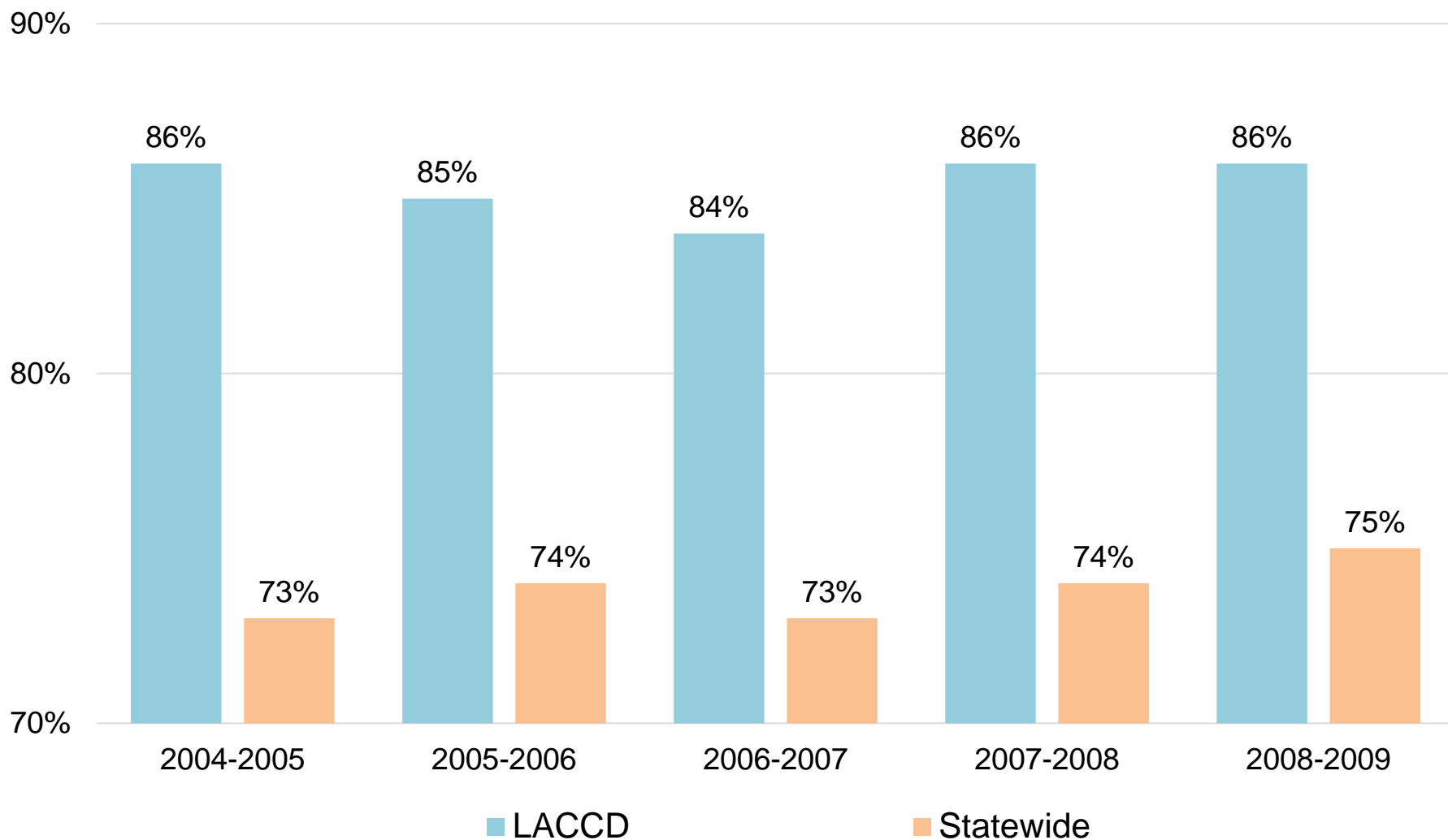
Student Preparation Measures



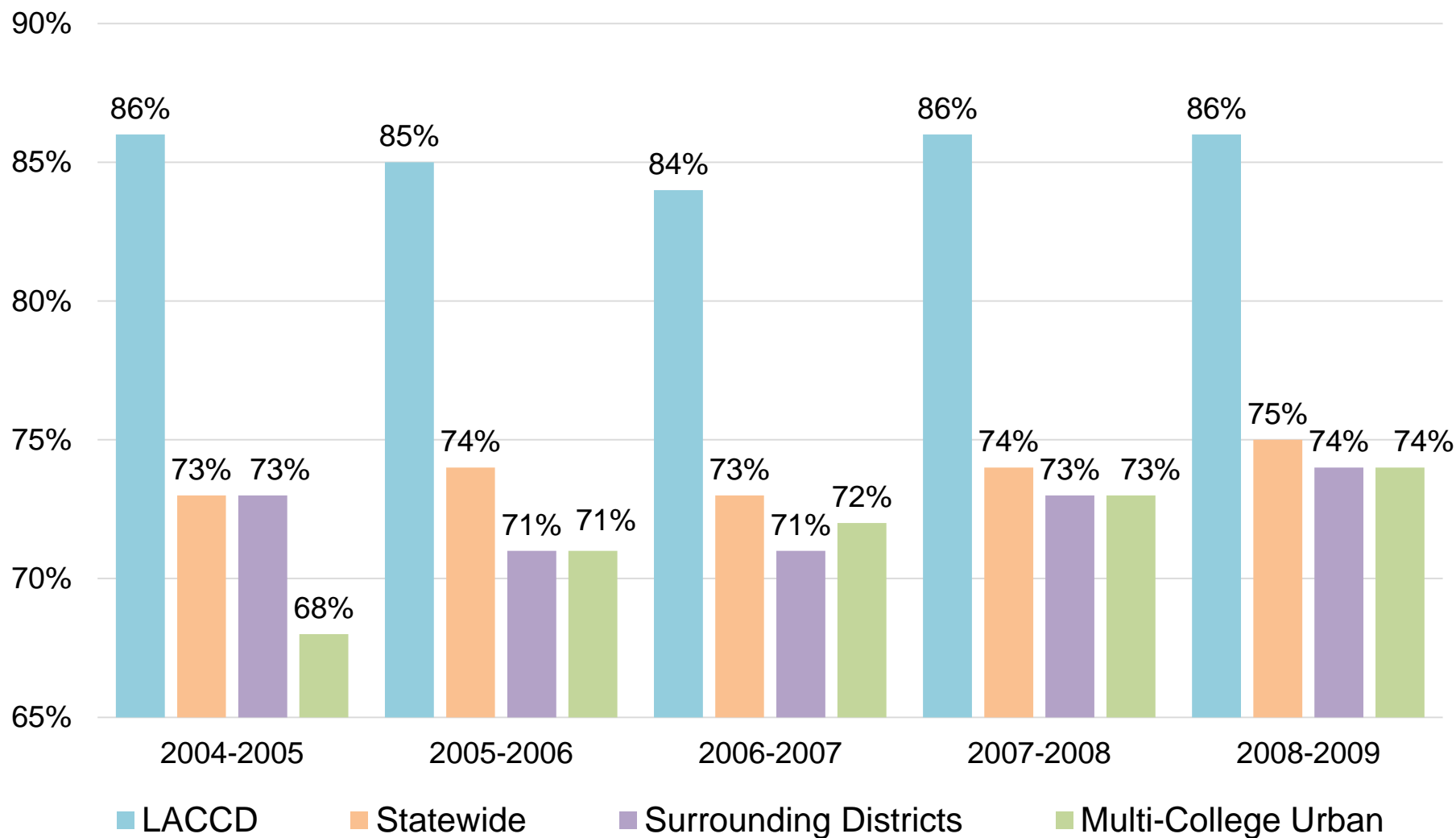
College Comparisons

- Statewide: 112 colleges reported
- LACCD Surrounding Districts: 11 colleges
Canyons, Cerritos, El Camino Compton Center, El Camino, Glendale, Long Beach, Moorpark, Mt. San Antonio, Pasadena, Rio Hondo, and Santa Monica
- Comparable Multi-College Urban Districts: 11 colleges
Los Rios: American, Cosumnes, Folsom, and Sacramento
Peralta: Alameda, Berkeley, Laney, and Merrit
San Diego: City, Mesa, and Miramar

Percentage of Unprepared Students: LACCD and Statewide



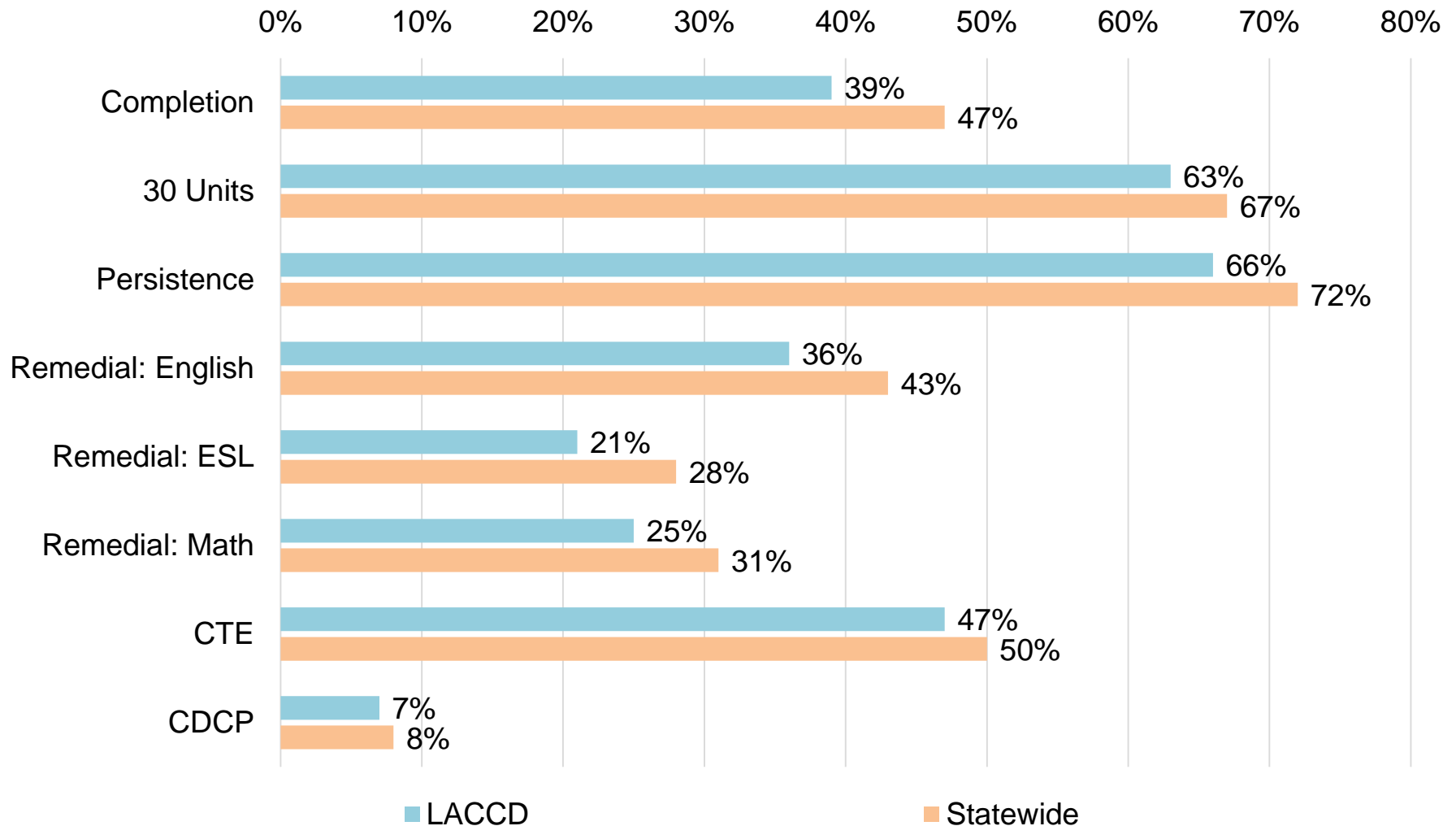
Percentage of Unprepared Students: LACCD, Statewide, and Other Districts



What Does the 2015 Scorecard Tell Us?

- Where is the student cohort of 2008-2009 today?
- Where did we make progress?
- Where did we fall short?

2015 Scorecard: LACCD and Statewide



Summary Progress: LACCD and Other Districts 2007-08 to 2008-09

Measure	LACCD	Surrounding Districts	Multi-College Urban	Statewide
Completion	▼	▼	▼	▼
30 Units	▼	▲	□	□
Persistence	▲	▲	▲	▲
Remedial: English	▼	▼	□	▼
Remedial: ESL	▼	▲	▲	▲
Remedial: Math	▼	□	▼	□
CTE	□	▼	▼	□
CDCP	□	n/a	n/a	▼

Change on each measure, based on previous year's data (2007-08 to 2008-09)

▲ = improvement

□ = no change

▼ = decline

Summary Progress: LACCD Only

2007-08 to 2008-09

Measure	D	C	E	H	M	P	S	T	V	W
Completion	▼	▼	▼	▼	▲	▼	□	▼	▼	▲
30 Units	▼	▼	□	▲	▼	□	▼	▼	▲	▲
Persistence	▲	▲	▲	▲	▼	□	▲	▼	▲	▲
Remedial: English	▼	▼	▼	▲	▼	□	▼	▼	▼	▼
Remedial: ESL	▼	□	▼	▼	▼	▼	▲	▲	▼	▼
Remedial: Math	▼	□	▲	▼	□	▼	▲	□	▼	□
CTE	□	▼	▲	▼	▲	▼	▼	□	▼	▲
CDCP	n/a	▲	▼	n/a	n/a	n/a	▼	▼	▲	n/a

Change on each measure, based on previous year's data (2007-08 to 2008-09)

▲ = improvement

□ = no change

▼ = decline

Summary Progress: LACCD Colleges 2007-08 to 2008-09

Measure	Improvement	No Change	Decline
Completion	2	1	6
30 Units	3	2	4
Persistence	6	1	2
Remedial: English	1	1	7
Remedial: ESL	2	1	6
Remedial: Math	2	4	3
CTE	3	1	5
CDCP	2	0	3

Number of LACCD colleges that changed on each measure, based on previous year 's data (2007-08 to 2008-09)

What Are We Doing Today?

- ***Expanding services (assessment, orientation, counseling) through SB 1456***
- ***Reducing achievement gaps through Student Equity Plans***
- ***Increasing remedial section offerings to align with our unprepared student population***
- ***Better preparing students for basic skills assessment***
- ***Improving the articulation of pathways through remedial courses***
- ***Expanding accelerated learning strategies where appropriate***

*** Remember, Scorecard data runs six years behind! ***

Looking Forward

Setting institutional goals and standards to improve accountability

- ***Scorecard measures are part of the Framework of Indicators established by the state's Institutional Effectiveness initiative***
- ***Goals will be set for all indicators in 2015-16***
- ***Institution set standards required by accreditation***